

April 2011


*Sisters of Encouragement*

# WINGS

## Women In God's Service

Hebrews 10: 24

*"We must also consider how to encourage each other to show love and to do good things."*



### CONTAINER GARDENING CLASS

MaryAnn Lobko will be teaching another class for our ladies on **April 30th at the church building** focusing on container gardening. MaryAnn's classes are always enjoyable and very informative. Please sign up on the bulletin board. There will be a small fee for cost of materials.

*The NP Ladies Getaway is Coming!!!*

**Mark your Calendar for September 16-18**

This Annual Weekend is designed for women to "Getaway" and have FUN!! Come enjoy various games, outdoor activities, team building exercises, build new friendships and experience the joy of laughter!!

The Ladies Getaway will be held at the gorgeous Potts Mansion Estate in Elverson, PA!

- ◆ Cost is \$115/person
- ◆ Minimum of \$50 due by June 12 to reserve a spot  
*(this is non-refundable/non-transferable)*  
Balance is due by 8/21
- ◆ Checks can be written to NPCC and given to Brenda Garrett

*More details will follow*

If you have any questions, please see Committee Members: Donna Jones, Brenda Garrett or Kristen Young.



## HELP NEEDED

### Children's Worship for 2s and 3s

Please sign-up on the bulletin board to spend some time with our congregation's liveliest bunch. If you haven't done it before, don't worry, everyone is qualified. You can bring your own lesson plan if you feel ambitious, or **one will be provided for you to make your job easier**. You can sign up for a month, or split it with another volunteer, or take just one week. See Shelly Michiels with any questions.




**Keystone Opportunity Center**  
Providing Help • Offering Hope

Thanks to all who continue making donations to the Keystone Opportunity Center box. They are so thankful for all the food products they have received – we are helping them to help many families in our area. During the month of March, we will be collecting **OATMEAL, CEREAL, GRANOLA BARS AND SNACK CRACKERS**. Thank you so much for your help!! Please see Brenda Garrett if you have any questions.

Thank you to Kathy Mynaugh for hosting this year's Sowing the Seeds of Comfort and Encouragement. It was really a great evening to hear some inspiring thoughts and spend some time with our sisters. Thank you to the ladies who were able to join us and making the evening so special.

## Ladies Book Club

The next book club selection is A Widow's Story: A Memoir by Joyce Carol Oates. In this deeply affecting (and, at times, morbidly humorous) memoir, the prolific novelist talks frankly about her first year of widowhood following the sudden death of her husband of 47 years.



We will meet on Thursday, May 19<sup>th</sup> at 7:00 at Angel Schulz's apartment.

**Please take a second to check out the sign ups on the WINGS bulletin board. There are PLENTY of opportunities to get involved.**



Thank you to everyone who was able to donate handbags, totes and messenger bags to help support the Women's Center of Montgomery County and Laurel House of Norristown. **We collected 35 bags.** Thank you also to Lizzie Mynaugh for coordinating the collection and dropped off the bags.

If Easter says anything to us today, it says this: You can put truth in a grave, but it won't stay there. You can nail it to a cross, wrap it in winding sheets and shut it up in a tomb, but it will rise!

**Clarence W. Hall**



## How Does Your Garden Grow?

By MaryAnn Lobko

### GOOD BONES


The promise of a new growing season has arrived! The soil is warming up and all living things are leafing out and multiplying. Take a walk outside and look at the "bones" of the flowerbeds and landscape. Take note of what plants survived winter and which did not. Take note of any damage to shrubs and trees. Prune off dead material and prune down the rose bushes by about 1/3 to 1/2 to allow for new, blooming growth. Winter and spring is a good time to look at the structure of your garden. The location, size, and color of shrubs, trees, and evergreen plants create the bones of your landscape. They are the "furniture" of your garden "rooms". The colors of the bark on trees such as coral bark Japanese maple and shrubs such as red twig dogwood decorate the landscape even when deciduous and herbaceous plants are not leafed out. Varying evergreen leaf color, texture, and size can create a tapestry effect and make the garden interesting even in winter and early spring. I love to walk around and look at the soil in the flower beds this time of year. The individual shapes of the perennials peaking out of the ground is amazing and makes you realize how creative God is.

In spring you are better able to look objectively at your flower bed and assess the layout of your plants. Once they are leafed out it is often difficult to picture the location of each individual plant and dig up overly large perennials or plants that have stepped out of their bounds and into the root zone of other plants, shrubs and trees. Take note of any perennials that have grown too large and need to be divided. Dividing large perennial clumps gives the plant a new lease on life. Better to have 2 or 3 active, growing clumps than one large tired looking clump. Spring is the time for dividing and multiplying; for planting seeds and digging up pieces of perennials to share with a friend.

Dig up and throw out any highly invasive plants. I had a large stand of a plant called: "houytania or chameleon plant". It is a perennial and it has lovely bright green, cream, pink, and orange color leaves. It makes an effective ground cover but it will totally take over a flower bed and then will grow into the lawn. I covered mine up with a tarp over the summer and winter to kill it. I will keep an eye out for any stubborn spots that were not killed by the tarp. It is good to read plant tags at the nursery and to think twice about a plant that is labelled a "good groundcover".

Shrubs such as forsythia and pussy willow will grow a new plant if you bend a branch down to the ground and put a rock on the center of the branch to keep it in contact with the soil. It will grow roots and a new shoot from the part of the branch that is lying on the ground. Take an inventory of what you have growing in your garden so you can take advantage of this time of growth and make new plants to fill in areas of your landscape that you feel look more barren than others. Repeating the same plant in different areas of the landscape can tie together the whole landscape and is pleasing to the eye.

Keeping a garden journal is a great tool to help keep track of the location of plants as well as their success or failure to survive in your garden. Make notes of annuals that you planted to fill in among perennials that you felt really added to the bones of your landscape. Take note of color/plant combinations that you really enjoyed and would like to repeat next year. Don't be afraid to try something new but also don't be afraid to stick to the tried and true plants such as marigolds and geraniums. Write down your gardening joys and your gardening sorrows.



*Get out there and discover your garden's good bones!*

## Creative ways to put Jesus back into Easter

### Resurrection Eggs

What you need:

1 dozen plastic Easter eggs  
1 egg carton  
construction paper

- 1 Decorate the top of the carton with construction paper and any other decoration that seems fitting.
- 2 Fill each egg with the item listed in parenthesis below, along with a piece of paper containing the listed verse. For example the first egg will have a piece of bread along with verse #1 that you see accompanying the bread below. Be sure to put them in order in the carton so you remember which number is which.
- 3 Once you have made the Resurrection Eggs, you can decide the method you want to use to open them. You might open one per day during the twelve days before Easter or if you're having a big family get-together, you may choose to open them then. It is also fun for the kids to do this the day you decorate Easter eggs with them.
  1. (Bread) Matthew 26:26
  2. (Coins) Matthew 26: 14-15
  3. (Purple cloth, representing a purple robe) Mark 15:17
  4. (Thorns, like on a rose stem) Matthew 27:29
  5. (Scourge-a small piece of rope or thick string) Mark 15:15
  6. (A small cross) John 19: 17-18a
  7. (Nails) John 20:25b
  8. (Sign saying "THIS IS THE KING OF THE JEWS.") Luke 23:38
  9. (Small piece of sponge) Matthew 27:48
  - 10.(Something representing a spear (i.e. a toothpick)) John 19:34
  - 11.(Rock) Matthew 27:59-60
  - 12.(Empty) Matthew 28:6

To see full article, go to  
<http://www.livingonadime.com/recipes/resegs.html>

**Family Activity** for Week before Easter  
By Jan Brown

### Sunday: He is Risen! He is Risen Indeed!

Give your children easter baskets with a Christian theme. Emphasize Jesus rather than bunnies. Place in this basket a card and the following items. Write on the card the meaning of each item:

**A Lamb:** This represents the Lamb of God who came to take away our sin.

**In a plastic egg:** Jelly Beans that are the following colors:

- black : Stands for the darkness of our lives before Jesus when we were still in sin
- red: Stands for Jesus shed blood
- white: Stands for our sins that are washed away
- yellow: Stands for streets of gold in heaven
- green: Stands for growing in Jesus

**Bookmarks or story books** from the Bible Book Store that represent the story of Easter.

**Rock candy** to represent the stone that was rolled away.

**Chocolate coins** to remind us of the 30 pieces of silver.

**An empty plastic egg** in their basket and with a marking pen write "He is Risen" on the outside. The egg is empty for the "Empty Tomb."

Copyright(c) 2001 by the author or Christianity Today, Inc.

To see the full article including activities to do each day of the week, go to  
<http://www.christianitytoday.com/holidays/easter/features/activities.html>

## What I Heard In Bible Class

By Liz Garrett and some awesome women

We recently started a new Sunday morning bible class, which is being taught by Jim Mynaugh. The class is titled A Hole in Our Gospel. I asked several ladies to write down some quotes from the teacher or someone in attendance that really struck them. Here are a few of their thoughts. I apologize that not everyone will be given credit for what they said as I don't have all that information but the point is to hear what they said.

---

- ⇒ There are over 2,000 verses in the bible that deal with poverty, wealth, justice and oppression. If you were to cut those verses out, it would result in a volume barely held together.
  - ⇒ “Each one of us might as well take our Bibles, a pair of scissors, and begin cutting out all the scriptures we pay no attention to, all the biblical texts we ignore.” Jim Wallis
  - ⇒ What does God expect from me? Forgiveness, compassion, and justice Luke 4:16-21
  - ⇒ 15% of the world - 90,000,000 people - are considered malnourished.
  - ⇒ What does it mean to be a Christian? The great commission, but also to care for people in this life. John 10:10
  - ⇒ The top 1% of the world makes \$50,000 or more per year.
  - ⇒ Caring for others, our service to others and the command to do so...this is a salvation issue. Matthew 25:42-44
  - ⇒ “The greatest problem of our time is the growing gap between the richest and poorest people on earth.” President Jimmy Carter
  - ⇒ Who is our neighbor? Our neighbor is whoever we have the opportunity to serve.
  - ⇒ 1.5 billion people lack access to potable water.
  - ⇒ Jesus indicated in the parable of the Good Samaritan that our neighbor is “whoever we have the opportunity to serve.” Rod Bristol
  - ⇒ A child dies every 15 seconds from contaminated water - what if that was your child?
  - ⇒ Sometimes we think that the problems are too big for us to help with...we need to have the passion, excitement and enthusiasm of our children...this will help to give us the sense that anything is possible, removing the barriers from our thinking.
  - ⇒ “Well folks, there are a billion people out there that need clean water. Let's pray.” Jim Mynaugh
- 

I would encourage you to come to the Sunday morning bible class if you haven't already. We are Women in God's Service. During this class, you may find a new way in which you can use your unique talents to serve God and others.

## **WHAT IS YOUR FAVORITE EASTER CANDY?**

Sherry Nelson - Malt Balls/Eggs  
Helen Oden - Coconut Cream Eggs and White Chocolate bunny  
Nancy Rody - Chocolate Covered Pretzels  
Glenda Snell - Coconut Eggs  
Rose Decker - Cadbury Chocolate Eggs  
Delcene Emerson - Double Coconut Eggs  
Jill Garrett - Peeps  
Brenda Garrett - Cadbury Eggs  
Linda Hlasta - Reese's Eggs  
Karen Webb - Reese's cups  
Phyllis Bristol - Cadbury Caramel Eggs  
Liz Garrett - Malt Ball Eggs and Nestle Crunch anything  
Kathy Mynaugh - Jelly Beans  
Sherrell Nelms - Cadbury Eggs  
Jackie Nelms - Doesn't LIKE candy. WHAT???

Robin Burrow - Hershey's Chocolate Eggs  
Lorraine Cassel - Chocolate footballs  
Kristen Young - Peeps  
Olivia Wilkenson - Coconut Cream Eggs  
Pam White - Anything Chocolate  
Charissa Wilson - Reese's Peanut Butter Eggs  
Carol Bailey - Coconut Jelly Beans and chocolate  
Debbie Bailey - Peanut Butter Eggs  
Wendy Baumeister - Chocolate Peanut Butter whatever  
Margaret Briand - Chocolate Eggs  
Donna Jones - Solid Dark Chocolate Bunny  
Darlene Lloyd - Jelly Beans  
MaryAnn Lobko - Caramel Eggs  
Janice Mains - White Chocolate anything  
Lizzy Mynaugh - Reese's anything  
Deanna Wilson - doesn't like candy. HUH????

Kim Wilson - Cadbury Dark Chocolate Shelled Candies  
Bessie Stevenson - anything chocolate, of course sugar-free  
Cindy Watson - Malt Ball Eggs

**HUNGRY YET?**