

March 2011

WINGS

Women In God's Service

2011 Theme

Sisters of Encouragement

Hebrews 10:24

"We must also consider how to encourage each other to show love and to do good things."

Sowing Seeds *of comfort and Encouragement*

In celebration of spring, all ladies are invited to a casual evening of devotion on Friday, March 18th at 7pm home of Kathy Mynaugh. If you are able, please bring a finger food to share.

"May the God who gives endurance and encouragement give you a spirit of unity among yourselves as you follow Christ Jesus."

Romans 15:5




Lizzie Mynaugh will be collecting for the month of March your gently used handbags, totes and messenger bags. All donated handbags will be shared between the Women's Center of Montgomery County and Laurel House of Norristown. These organizations help women who are survivors of domestic abuse, crime victims and those that are transitioning from welfare to work. The collected items aid in the efforts of the organizations to help the women they serve feel more confident.

A table is set up in the foyer for the donations. Any questions, please see Lizzie Mynaugh.

Do your spring cleaning and make a difference!

Ladies Book Club



The next book club selection is Not My Daughter by Barbara Delinsky. We will be meeting **March 17th** at 7 p.m. at Karen Webb's house.

HELP NEEDED

Children's Worship for 2s and 3s

Please sign-up on the bulletin board to spend some time with our congregation's liveliest bunch. If you haven't done it before, don't worry, everyone is qualified. You can bring your own lesson plan if you feel ambitious, or *one will be provided for you to make your job easier.* You can sign up for a month, or split it with another volunteer, or take just one week. See Shelly Michiels with any questions.

CONTAINER GARDENING CLASS

MaryAnn Lobko will be teaching another class for our ladies on **April 30th** focusing on container gardening. MaryAnn's classes are always enjoyable and very informative. Keep an eye out for more information and a sign up on the bulletin board. There will be a small fee for cost of materials.

Please take a second to check out the sign ups on the WINGS bulletin board. There are **PLENTY** of opportunities to get involved.



Keystone Opportunity Center

Providing Help • Offering Hope

Thanks to all who continue making donations to the Keystone Opportunity Center box. They are so thankful for all the food products they have received – we are helping them to help many families in our area. During the month of March, we will be collecting **CANNED TUNA, CANNED CHECKEN, AND BOX MEALS.** Thank you so much for your help!! Please see Brenda Garrett if you have any questions.

Bunko Game Night



Thank you to all the ladies who were able join us for Bunko night. We all had a great time and are planning to have another fun-filled night again soon. Thanks to Angel for organizing the event.

Fruit of the Spirit (Galatians 5:22-23)


The West Chester Church of Christ Ladies' Day will be held on Saturday, March 19th from 9 a.m. to 12 p.m. with a lunch to follow. Please contact Mazie Lowery at (610) 696-8174 or mama_1@verizon.net.





Abby asked me the other day what “preppy” meant. I tried to explain the essence of prep and that when I was in high school, that was the thing to be. And I truly loved that style (and still do today – that might have gone without saying)...


So what's your style? I find this to be a difficult question...going with the presumption that I actually have style to begin with (J), I'm not sure what my style is these days. I like what I like!

This can be true for me in scrapbooking as well. I like what I like! I think it's easy to get into a scrapbooking “style rut” and soon the pages start to look the same. So when I came across some information about scrapbook styles, I thought it might be helpful to define some of those styles, maybe prompting some of us who find ourselves in a rut to explore new territories.

 **Classic/Clean and Simple** – this is the minimalist approach. Straight cuts of squares and rectangles placed on solid papers. Patterned papers are kept to the traditional options of stripes, dots, plaids and flowers. Embellishments are used sparingly so that the photo (of which there is typically just one on a page) and journaling stand out on the page. This is a good style for formal portraits or when the picture on the page speaks for itself.

 **Ephemera** – this is quite the opposite of the Classic and Clean. This style uses lots of patterned papers, more than one kind on a page, and embellishments to highlight the page. There is usually more journaling than in the Classic and Clean. Photos and other elements are often placed on an angle and many colors can be used on one page. This could reflect a more of a collage effect and is a good style for masculine layouts, travel layouts and with black and white photos.

 **Vintage/Romantic/Shabby Chic** – this has a similar look in format to the Ephemera style, but uses softer colors and tones. While using lots of patterned papers and different embellishments on a page like the Ephemera, this style adds a vintage and worn look to its pages. Using more household items like buttons, thread and fibers, this style has a more feminine feel to it. This is good for older photos, black and white photos and for travel layouts.

 **Retro** – while what you consider to be “retro” is relative (tell me again why they play '80's music on the Oldies station?), it typically is indicative of the 1950's to the 1970's era. There are so many neat retro paper patterns and embellishments out there right now, which makes this an easy one to create. This would be a fun look to use with older baby photos, family photos from past holiday celebrations or if you're highlighting a favorite family recipe handed down through the generations.

One good suggestion I read was to look at magazine layouts for inspiration. You will typically find a “style” with any given magazine article, ad or page and you can take ideas from what you see on a page.

Remember - your scrapbook is never wrong! *Your colors, your pictures, your style...it's all yours and what you like, so it can't be wrong.* Whatever style you choose, however it turns out, is perfect because it reflects your thoughts, memories and creativity. Bottom line is if you enjoy the process and the end product, then you've done it with style!

ANOTHER SCRAP NIGHT COMING SOON! BE WATCHING IN YOUR BOX AND IN THE BULLETIN FOR MORE DETAILS...

BEST POEM IN THE WORLD

Author Unknown
Submitted by Ann Faraoni

I was shocked, confused, bewildered
As I entered Heaven's door,
Not by the beauty of it all,
Nor the lights or its decor.

But it was the folks in Heaven
Who made me sputter and gasp--
The thieves, the liars, the sinners,
The alcoholics and the trash.

There stood the kid from seventh
grade
Who swiped my lunch money twice.
Next to him was my old neighbor
Who never said anything nice.

Bob, who I always thought
Was rotting away in hell,
Was sitting pretty on cloud nine,
Looking incredibly well.

I nudged Jesus, 'What's the deal?
I would love to hear Your take.
How'd all these sinners get up here?
God must've made a mistake.

'And why is everyone so quiet,
So somber - give me a clue.'
'Hush, child,' He said,
'they're all in shock.'
No one thought they'd be seeing you.'

Remember...
Every saint has a PAST...
Every sinner has a FUTURE!

Shirley & Marcy

Author Unknown
Submitted by Liz Garrett

A mother was concerned about her kindergarten son walking to school. He didn't want his mother to walk with him. She wanted to give him the feeling that he had some independence but yet know that he was safe. So she had an idea of how to handle it.

She asked a neighbor if she would please follow him to school in the mornings, staying at a distance, so he probably wouldn't notice her. She said that since she was up early with her toddler anyway, it would be a good way for them to get some exercise as well, so she agreed.

The next school day, the neighbor and her little girl set out following behind Timmy as he walked to school with another neighbor girl he knew. She did this for the whole week.

As the two walked and chatted, kicking stones and twigs, Timmy's little friend noticed the same lady was following them as she seemed to do every day all week. Finally she said to Timmy, 'Have you noticed that lady following us to school all week? Do you know her?'

Timmy nonchalantly replied, 'Yeah, I know who she is.'

The little girl said, 'Well, who is she?'

'That's just Shirley Goodnest,' Timmy replied, 'and her daughter Marcy.'

'Shirley Goodnest?' Who the is she and why is she following us?

'Well,' Timmy explained, 'every night my Mum makes me say the 23rd Psalm with my prayers, 'cuz she worries about me so much. And in the Psalm, it says, 'Shirley Goodnest and Marcy shall follow me all the days of my life', so I guess I'll just have to get used to it!'

*The Lord bless you and keep you; the Lord make His face to shine upon you, and be gracious unto you;
the Lord lift His countenance upon you, and give you peace.*

May Shirley Goodnest and Marcy be with you today and always.